

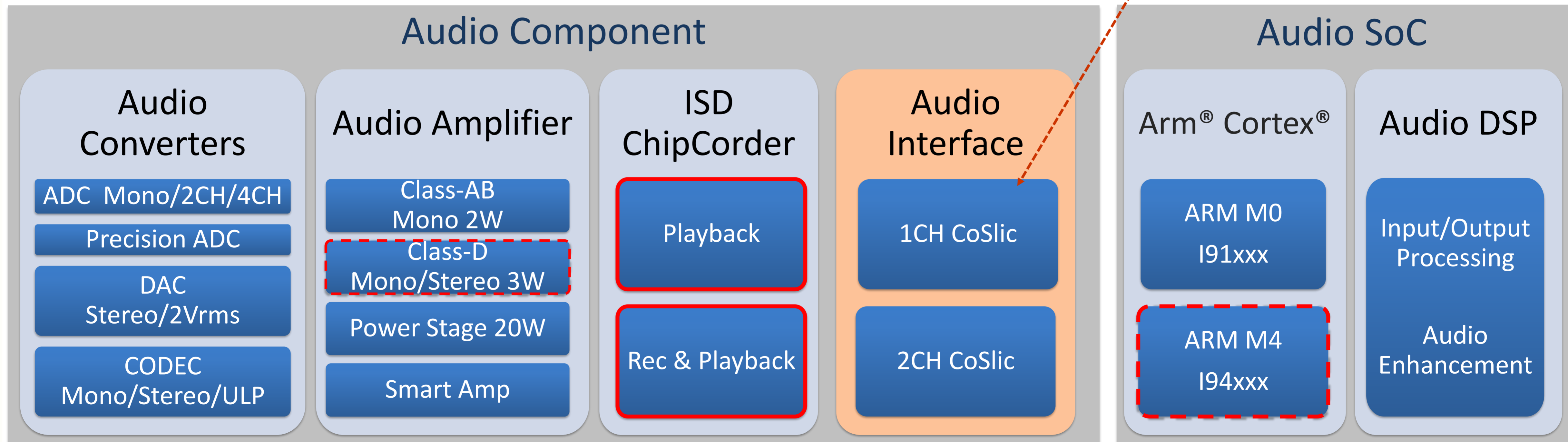
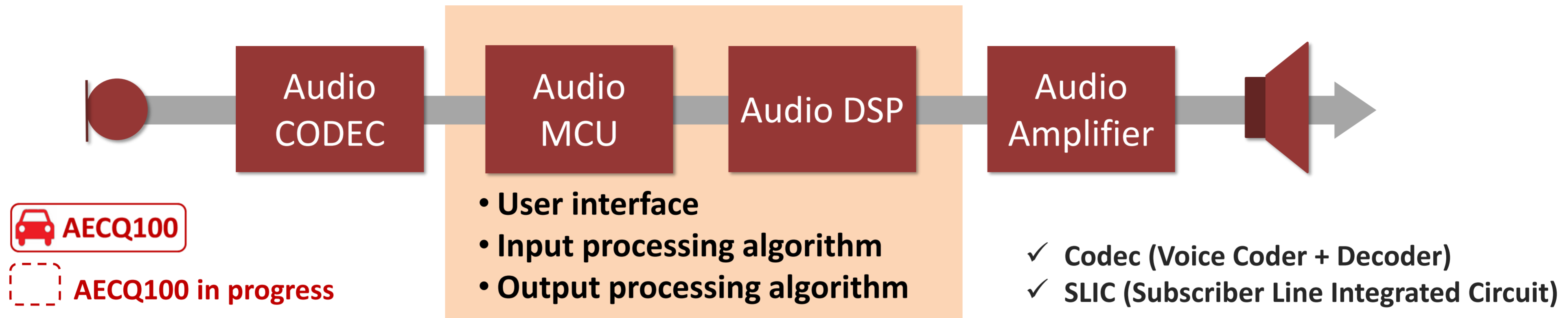
Smart Home Audio

2022 Q4 N681389 Product Launch

November 19, 2022

Joy of innovation
NUVOTON

Nuvoton Smart Home Audio Product Offering



Track Record

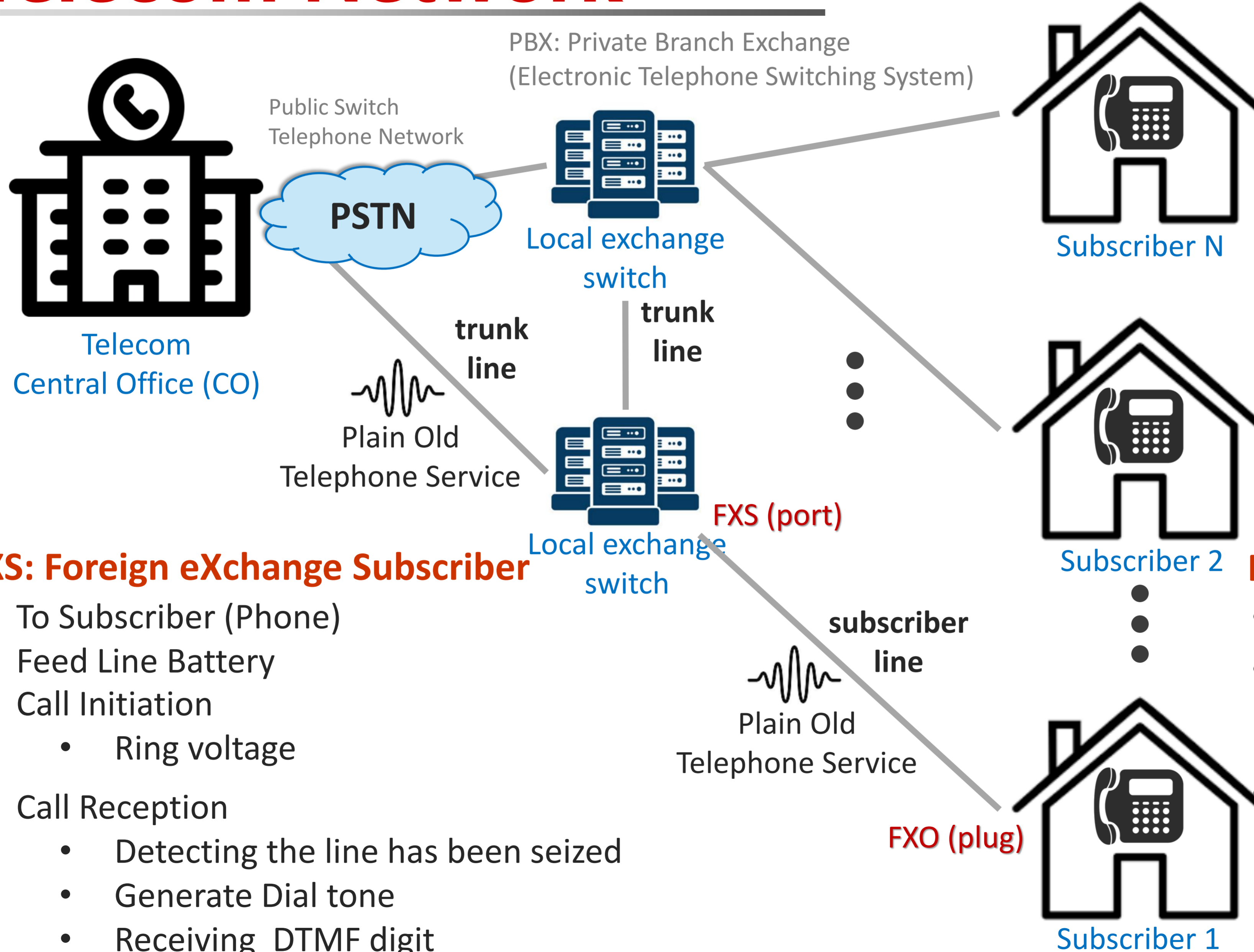
- An Automotive Certified Supplier
- More than 1 billion devices sold
- Designed into Fortune 500 companies and market leaders – Automotive, Computing, Industrial, Consumer



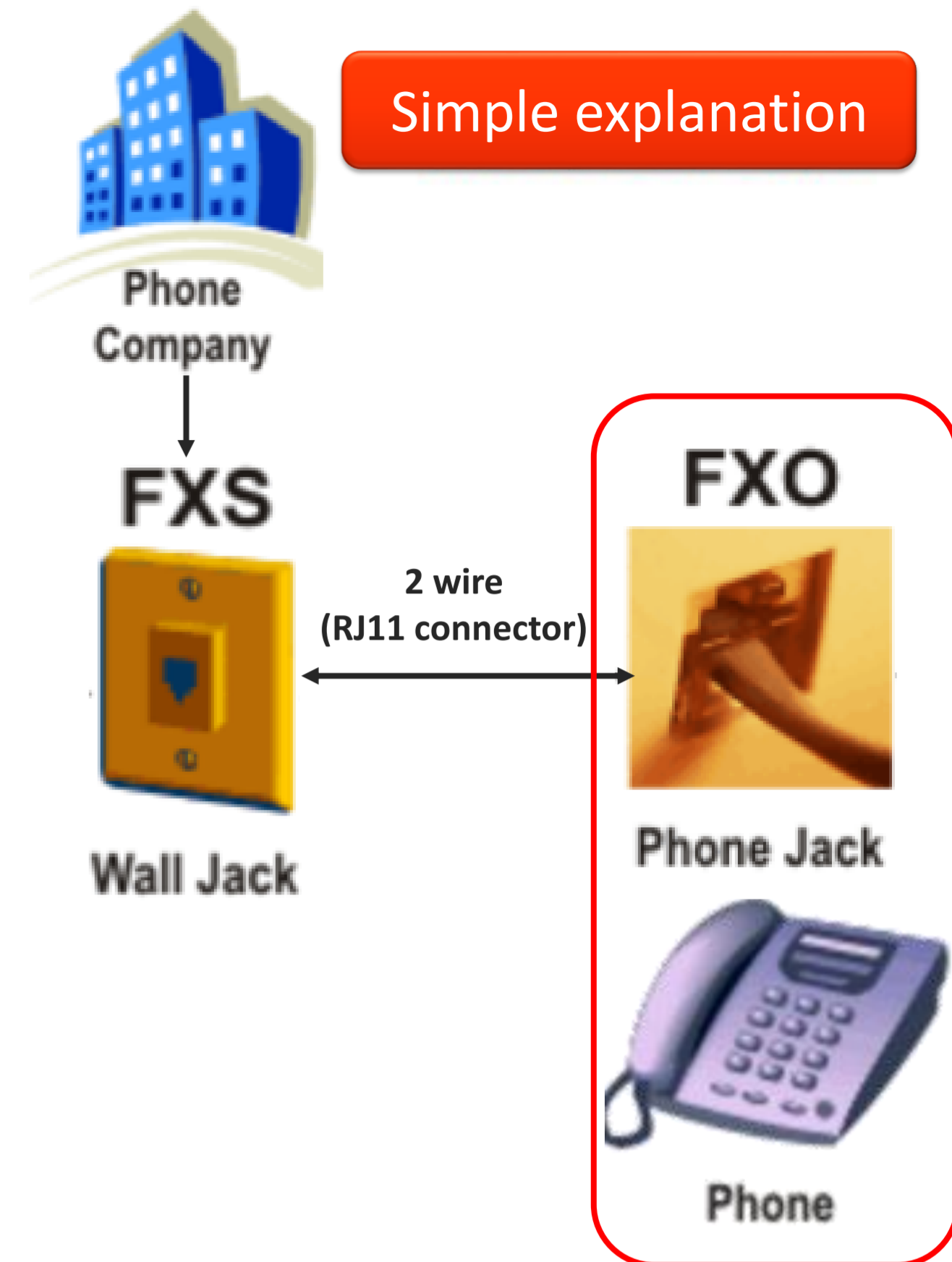
Build Your Dreams



Telecom Network



Simple explanation



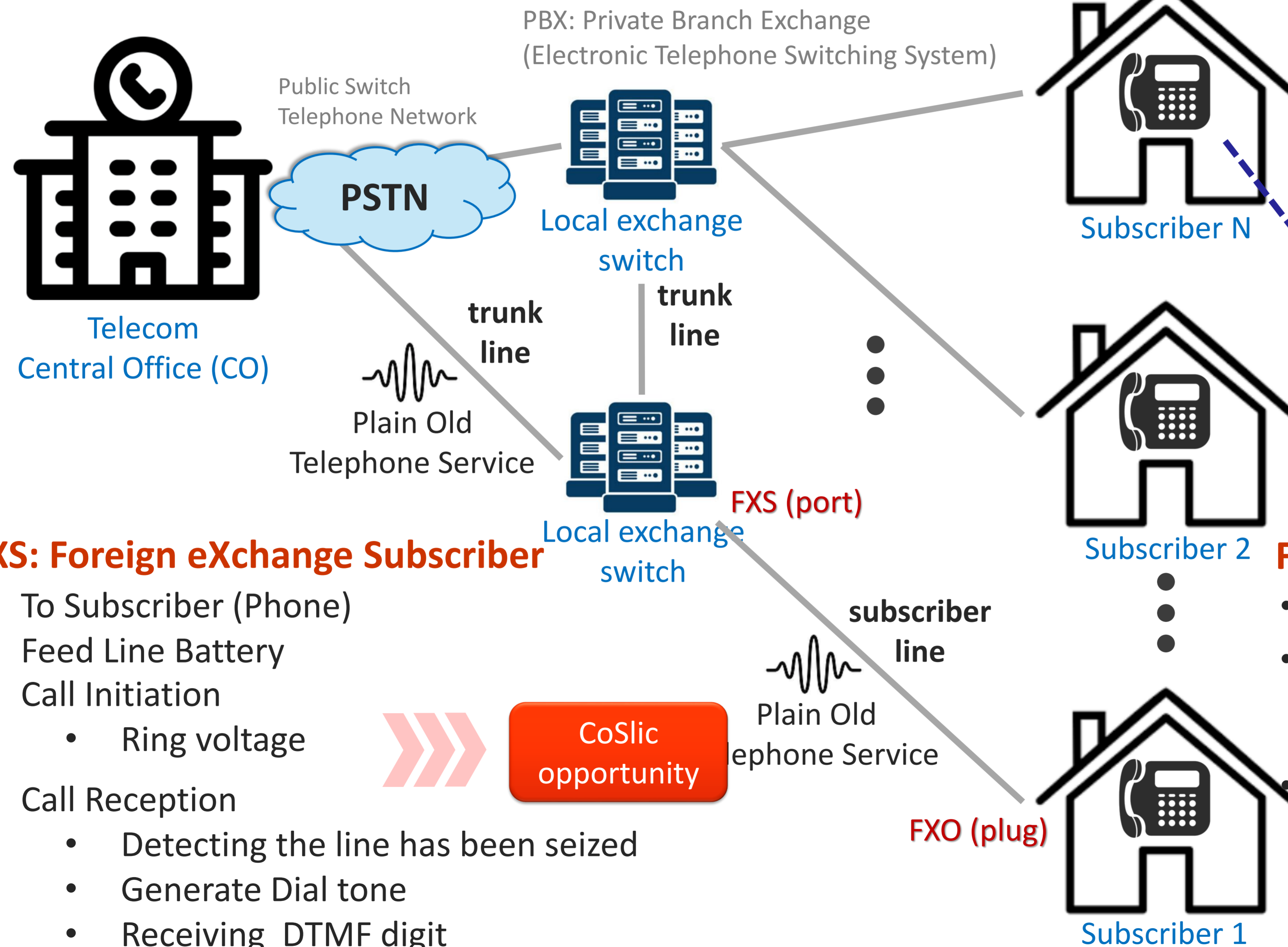
FXS: Foreign eXchange Subscriber

- To Subscriber (Phone)
- Feed Line Battery
- Call Initiation
 - Ring voltage
- Call Reception
 - Detecting the line has been seized
 - Generate Dial tone
 - Receiving DTMF digit


FXO: Foreign eXchange Office

- To Local exchange switch
- Call Reception
 - Detecting the ring voltage
 - Off-Hook to answer the call
- Call Initiation
 - Off-Hook to seize the line
 - Hearing Dial tone
 - Dialing DTMF digit

Telecom Network



Growing market



FXS: Foreign eXchange Subscriber

- To Subscriber (Phone)
- Feed Line Battery
- Call Initiation
 - Ring voltage
- Call Reception
 - Detecting the line has been seized
 - Generate Dial tone
 - Receiving DTMF digit

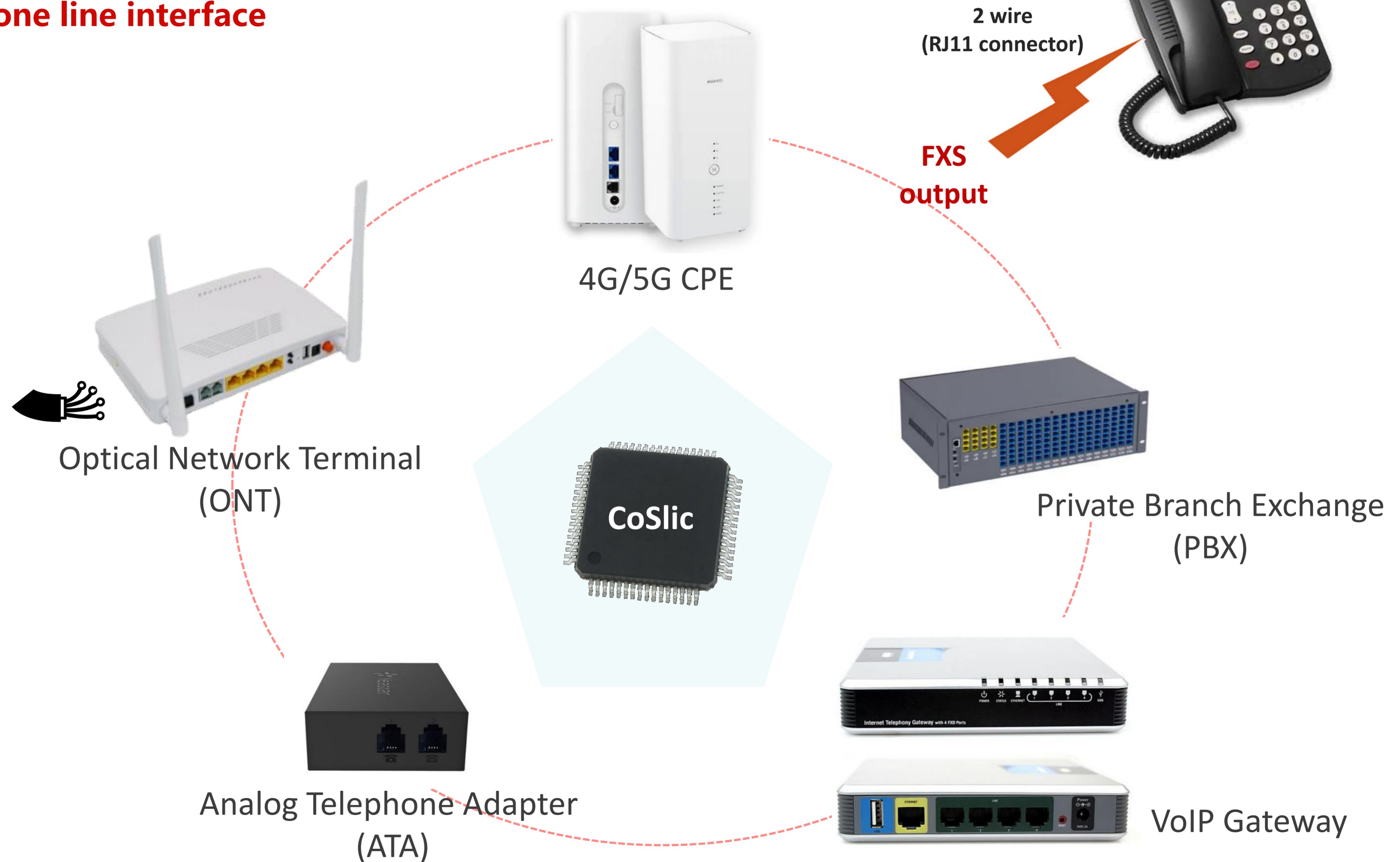
CoSlic opportunity

FXO: Foreign eXchange Office

- To Local exchange switch
- Call Reception
 - Detecting the ring voltage
 - Off-Hook to answer the call
- Call Initiation
 - Off-Hook to seize the line
 - Hearing Dial tone
 - Dialing DTMF digit

Coslic Target Market

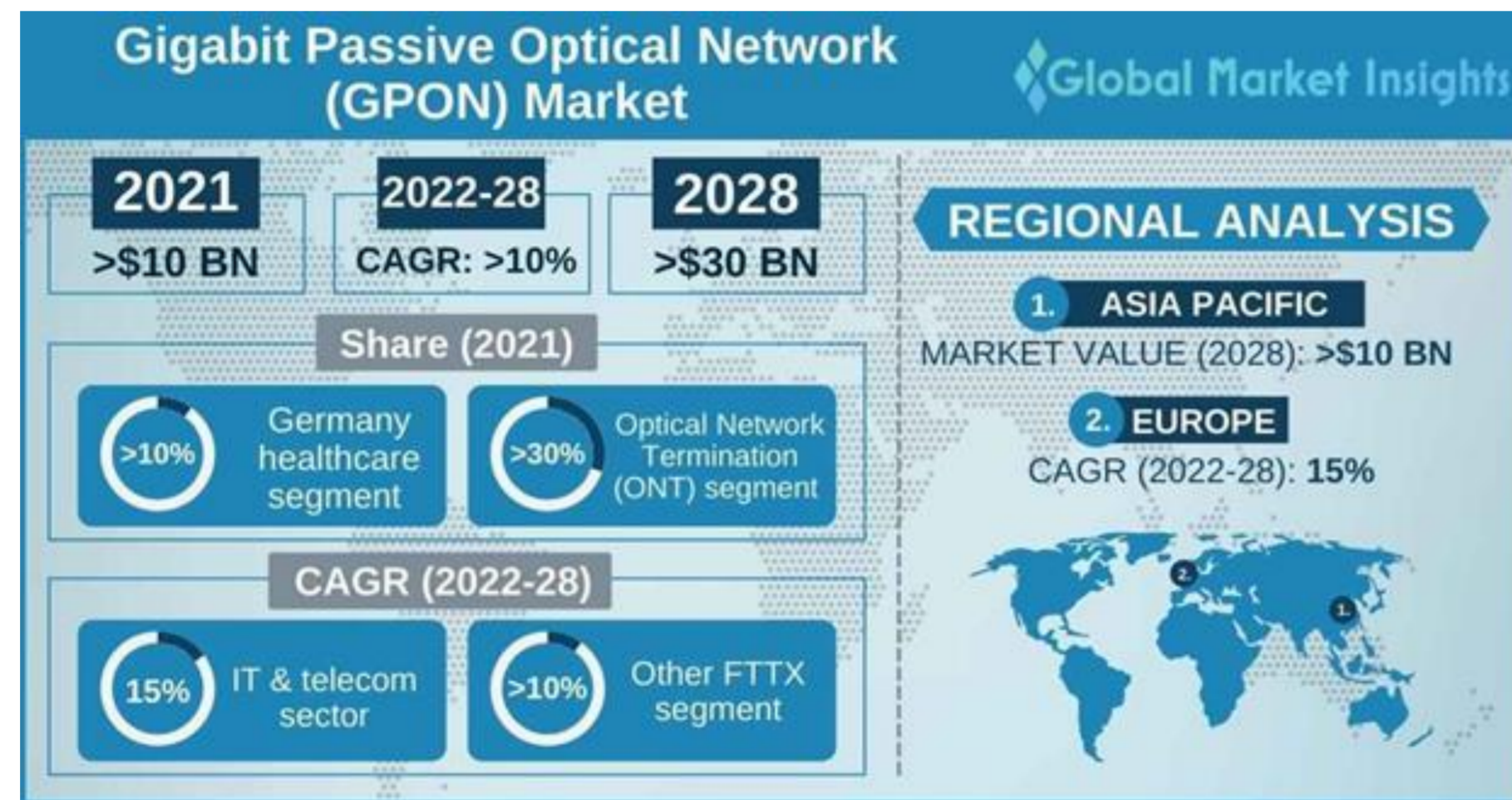
FXS telephone line interface



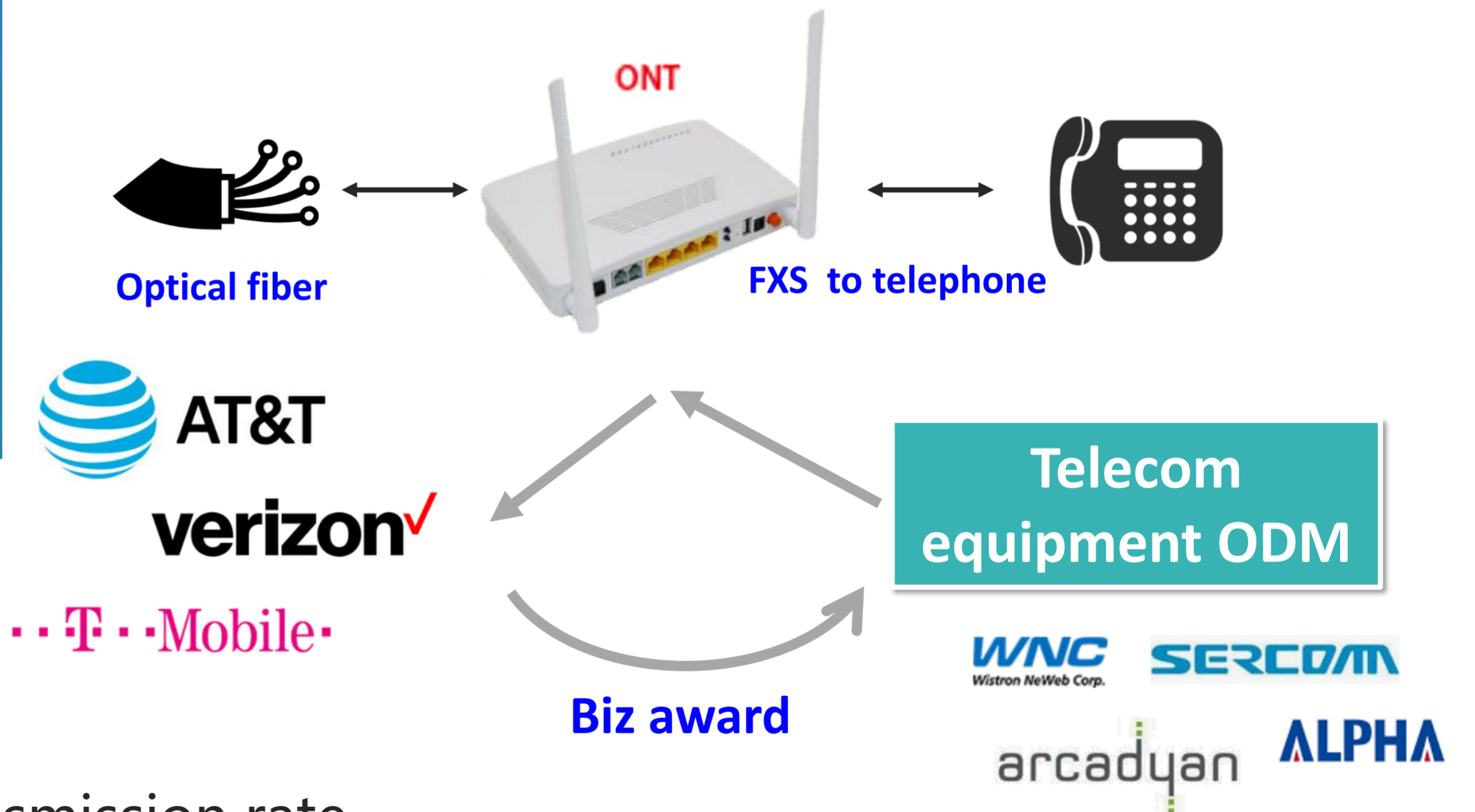
Application: GPON (Gigabit-capable Passive Optical Network)

GPON ONT Share Market

- ◆ GPON Market size surpassed USD 10 billion in 2021 and is poised to grow at over 10% CAGR from 2022 to 2028. Global GPON product shipments exceeded 250 million units in 2021.



Source: Global Market Insights



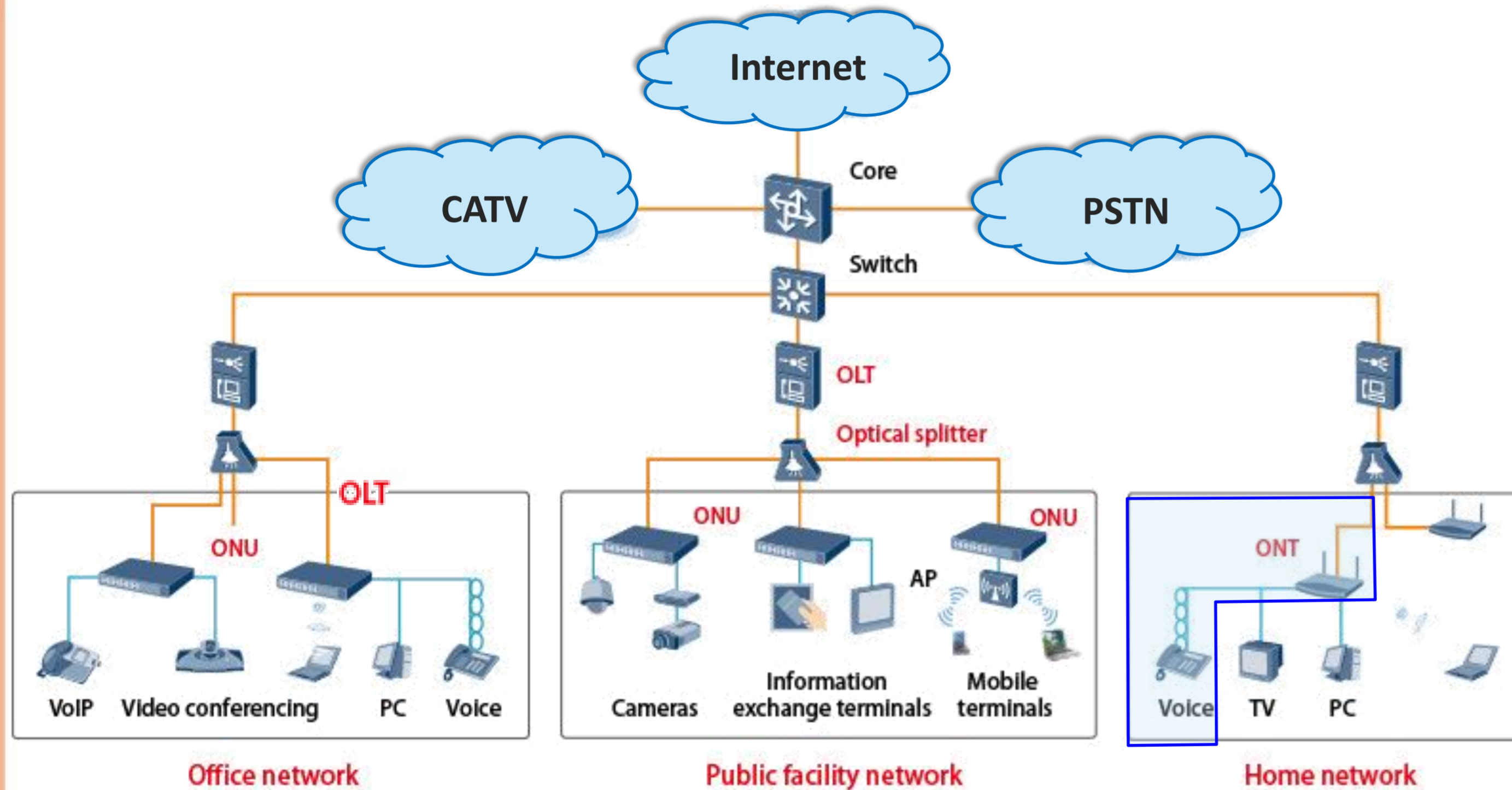
- ◆ Opportunity : telecom operators open bid
- ◆ Opportunity: new generation ONT have fast data transmission rate



Super fast internet speed

Application: GPON

GPON: Gigabit-capable Passive Optical Network

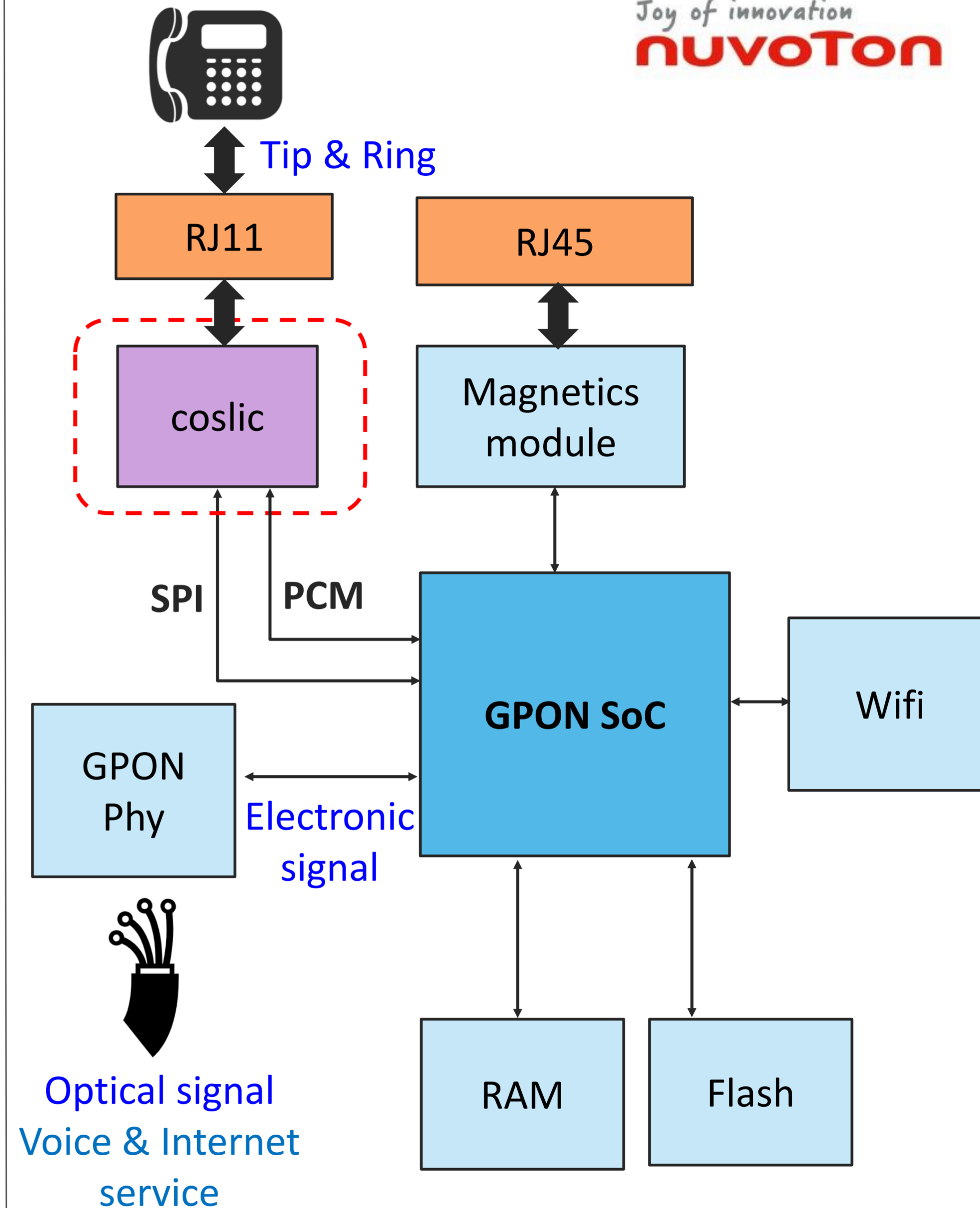


FTTB
(Fiber To The Building)

FTTE
(Fiber To The Exchange)

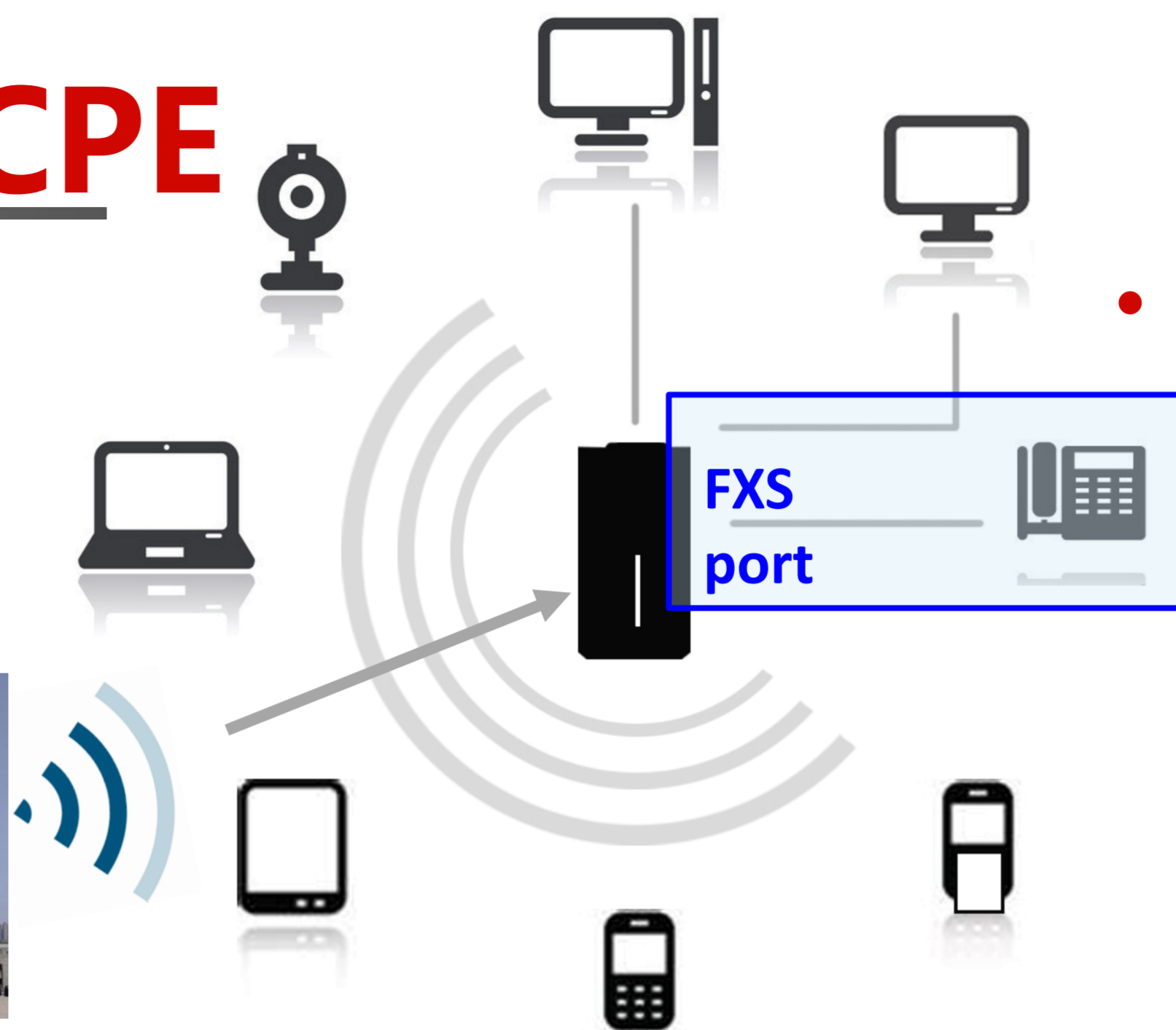
FTTH
(Fiber To The Home)

- OLT(Optical Line Terminal)
- ONU(Optical Network Unit)
- ONT(Optical Network Terminal)
→ Fiber Optical Modem



Application: 4G / 5G CPE

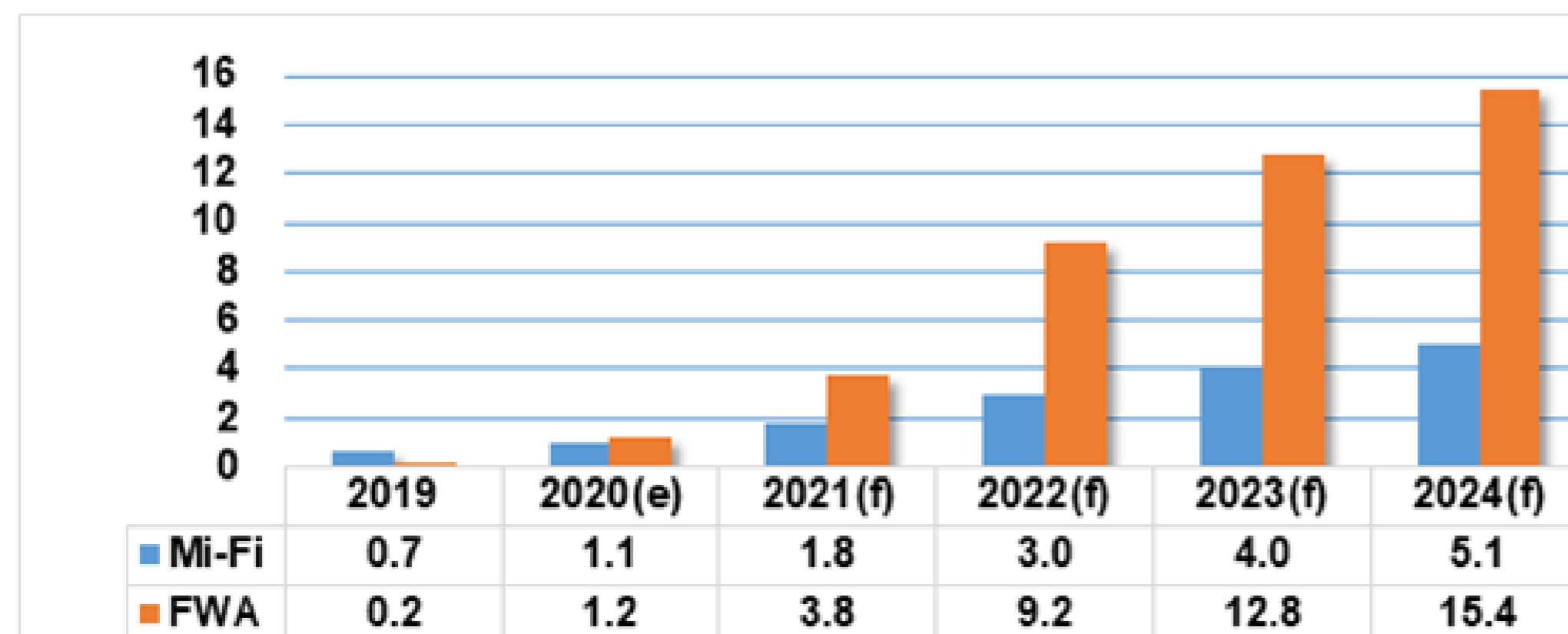
CPE: Customer Premise Equipment



• CPE with slic interface

- China: 0%
- US-Euro: 40~50%
- **TAM: 3KK**

- Shipment Volume of the Global 5G CPE (Customer Premises Equipment) industry is estimated to reach 9 million units in 2022

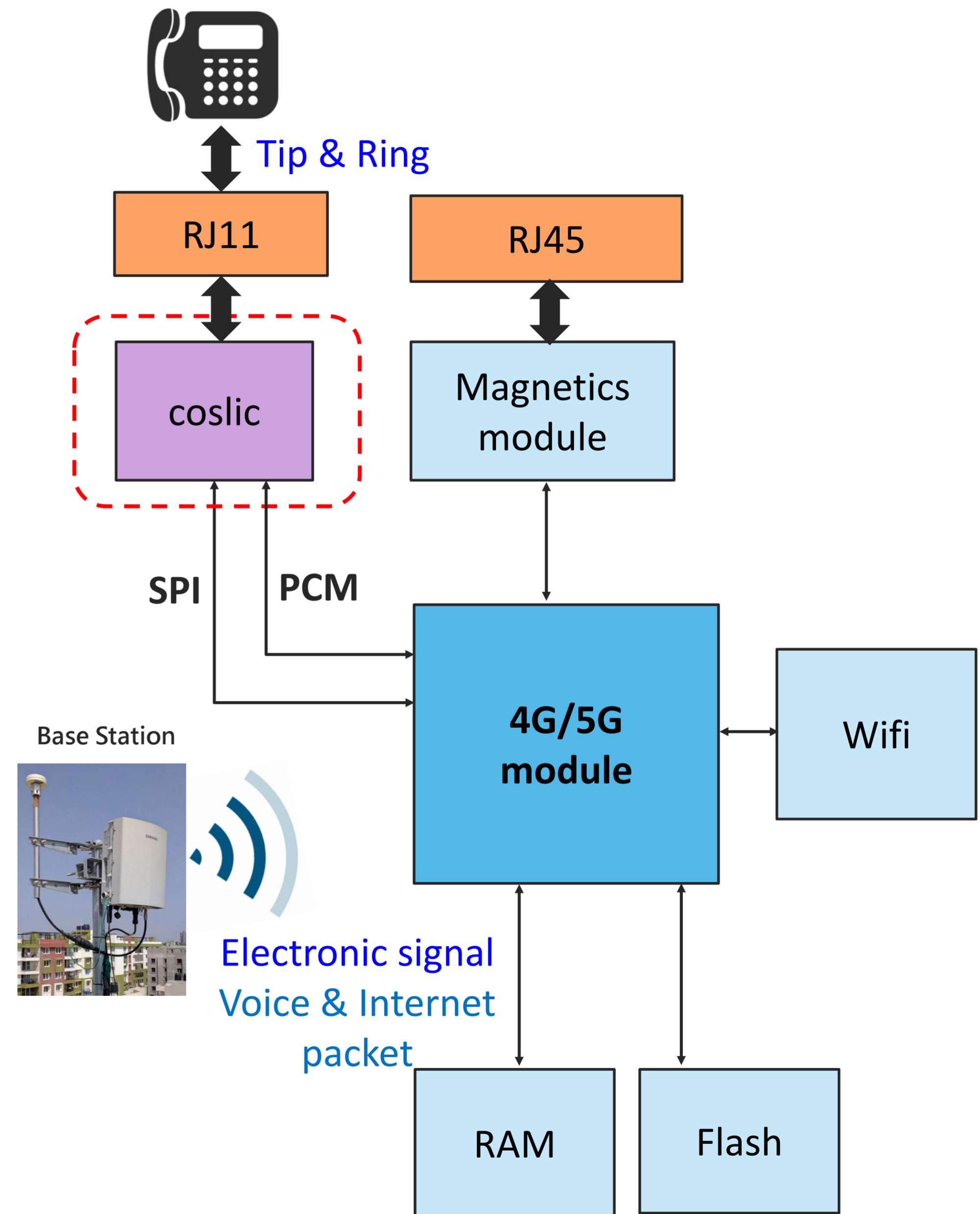
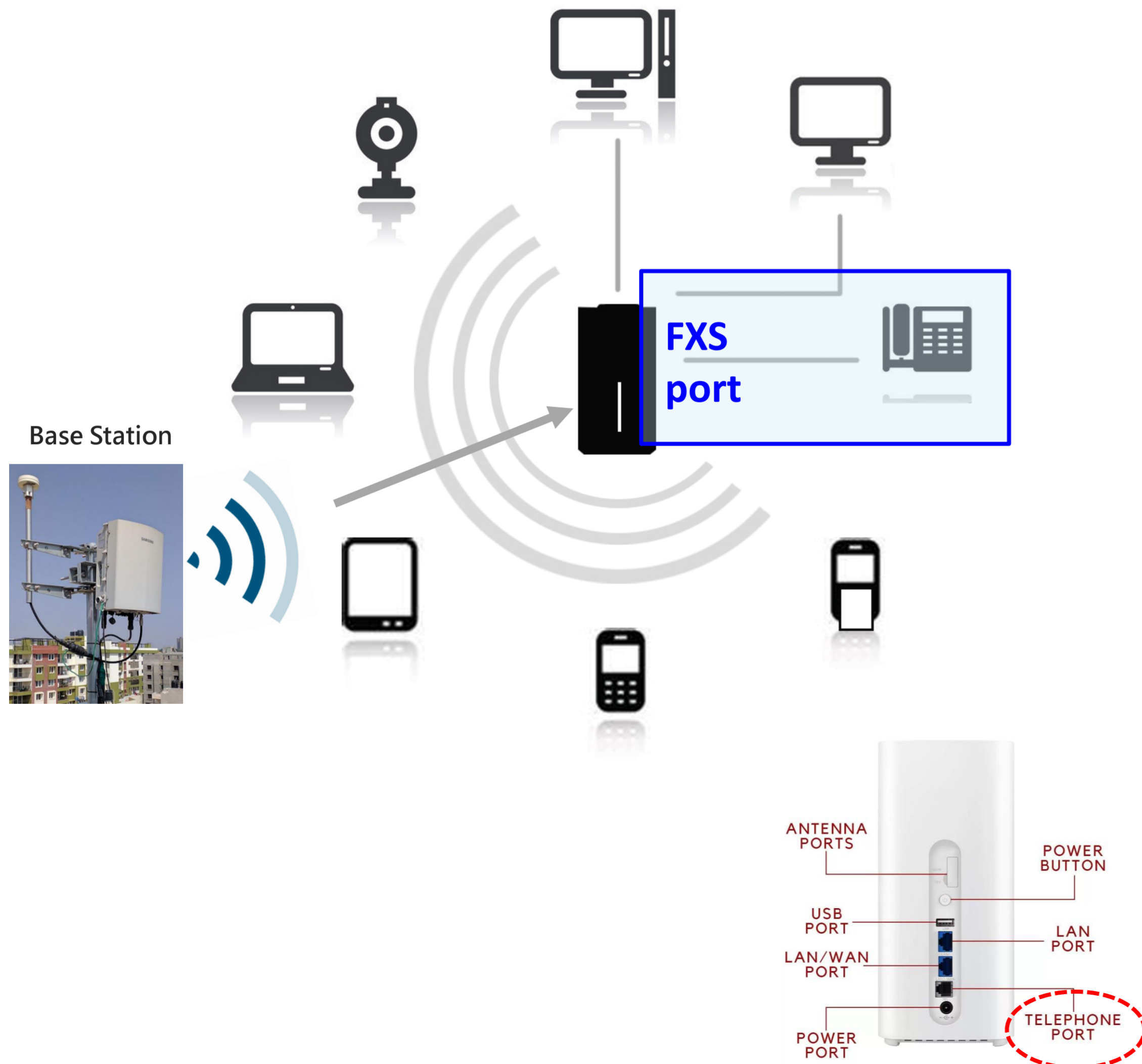


Note: Unit in milion;
Mi-Fi standards for Mobile Wi-Fi;
FWA standards for Fixed Wireless Access

Source: mic

Application: 4G / 5G CPE


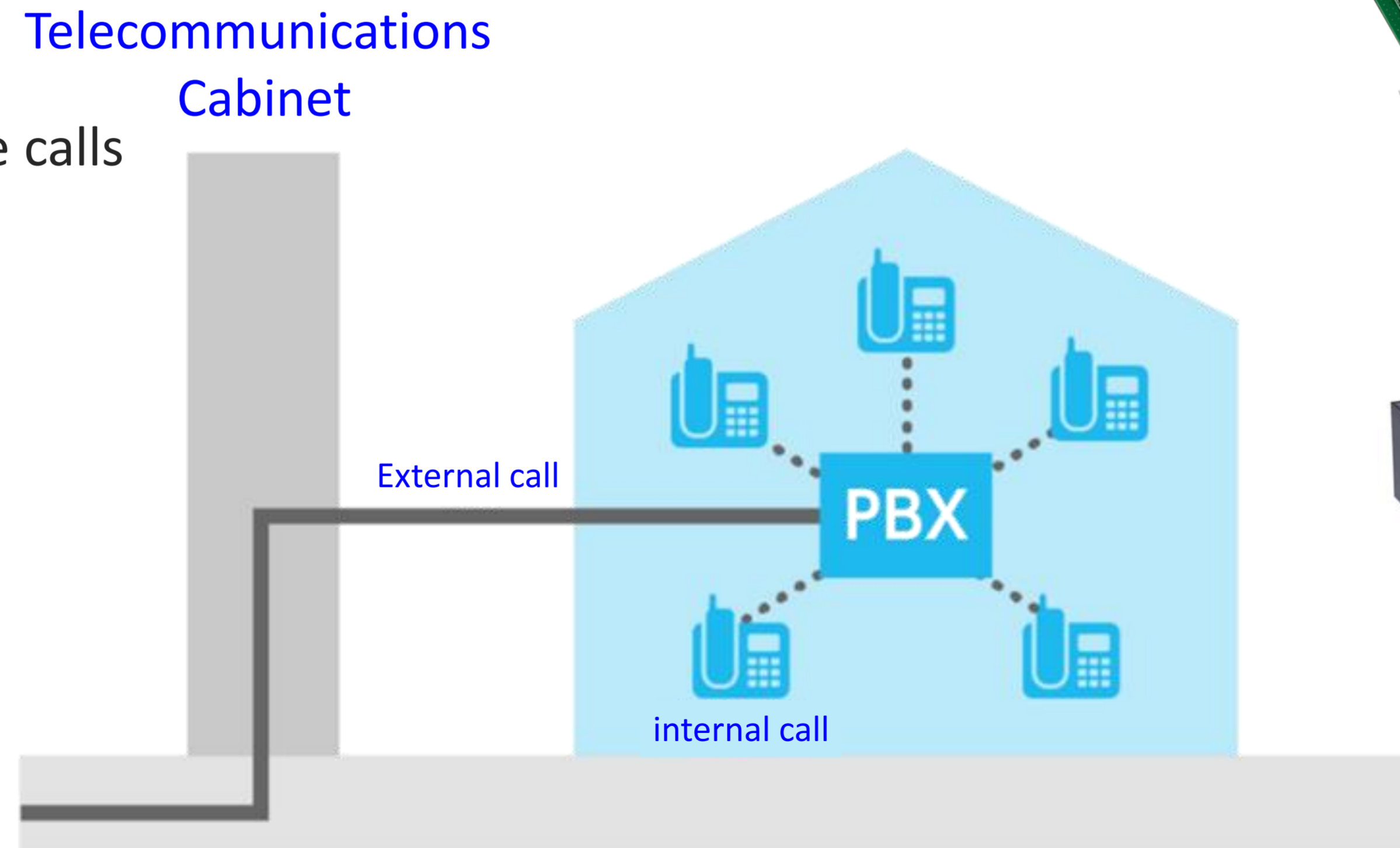
CPE: Customer Premise Equipment



Application: PBX

PBX: Private Branch Exchange

- PBX is a telephone system within an enterprise that switches calls between users on local lines, while enabling all users to share a certain number of external phone lines.
- Benefits:
 - Interactive Voice Response
 - cost savings on internal phone calls
- Application:
 - Office
 - Hotel
 - Hospital
 - School
 - Bank
 - more and more...



PBX Channel card inside

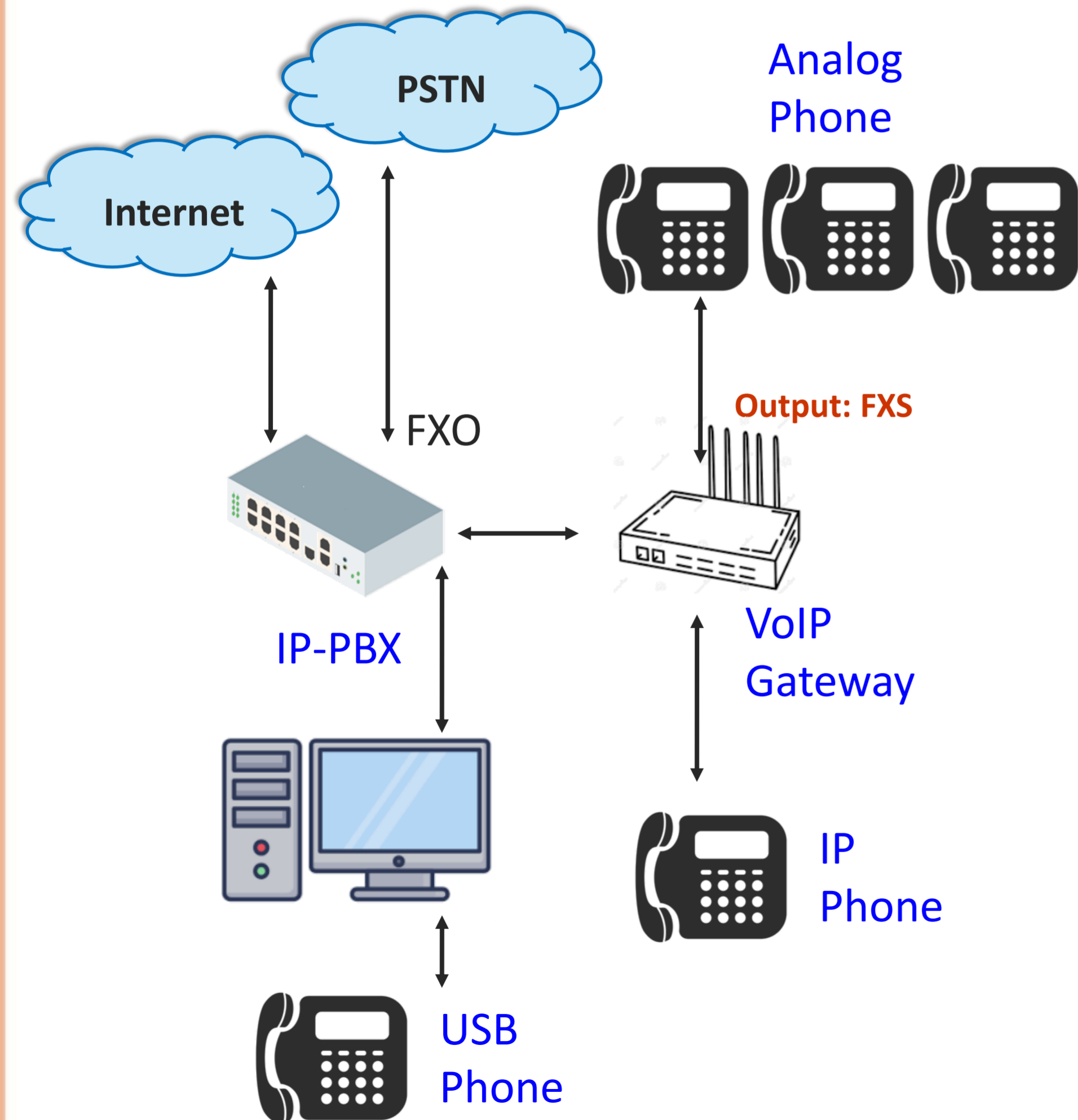


PBX

Application: VoIP Gateway

implements a single channel FXS telephone line interface

VoIP Network



FXS (Foreign eXchange Station)

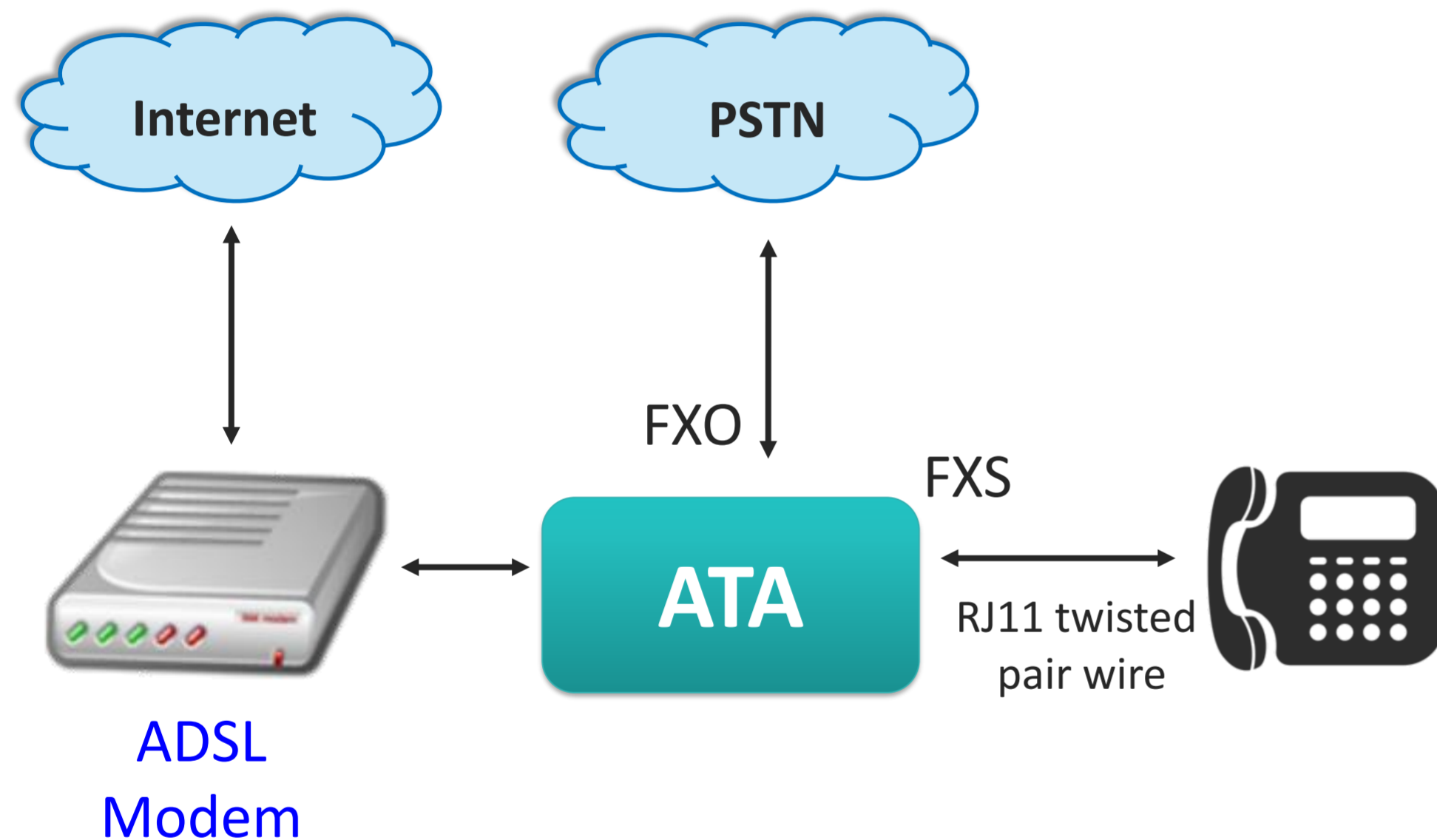
- Connect to analog telephone
- Provide linefeed battery, linefeed current, ringing signal
- DTMF & Caller ID
- Voice CODEC
 - ADC: Tip/Ring translate to digital
 - DAC: digital covert to Tip/Ring



Application: Analog Telephone Adapter

implements a single channel FXS telephone line interface

VoIP Network



FXS (Foreign eXchange Station)

- Connect to analog telephone
- Provide linefeed battery, linefeed current, ringing signal
- DTMF & Caller ID
- Voice CODEC
 - ADC: Tip/Ring translate to digital
 - DAC: digital covert to Tip/Ring

Suitable

- Personal
- SOHO (Small Office Home Office)

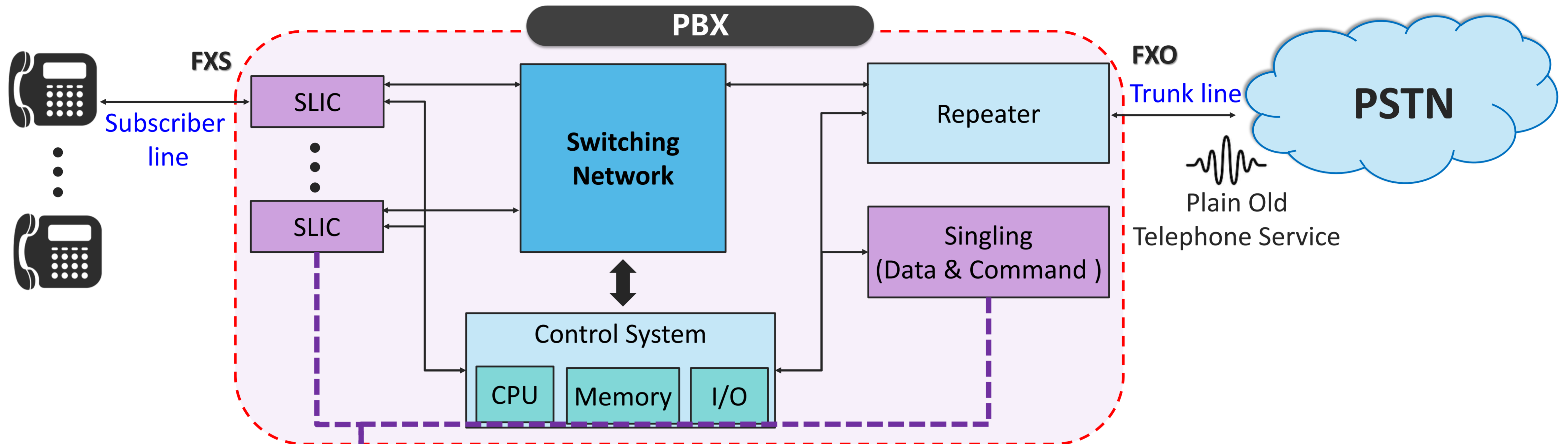


Output: FXS



What is CoSlic

PBX: Private Branch Exchange



Coslic

- Codec
- SLIC

- SLIC (Subscriber Line Interface Circuit) – 2 wire (Tip & Ring)
 - On-Hook: Tip: Ground / Ring: Negative Voltage (ex: VDC: -40~-60V)
 - Upon Ring: high voltage (ex: VAC: 75~90V) & low frequency (ex: 20~50Hz) AC signal on DC voltage
 - Off-Hook: detect DTMF & generate dial tone & transmit voice AC signal
 - Codec:
 - Voice A/D & D/A including μ -Law, A-Law , 16-bit linear PCM
- * Depend on country regulation

The CoSlic is used to simulate the application of telephone FXS line interface. It enables signals to be transmitted and received, power to be fed to the line and monitoring of the line condition.

CoSlic product portfolio

of FXS channel

- Complete BORSCHT functions
- Programmable linefeed characteristics
- Integrated DC/DC controller
- Wideband and Narrowband codec
- PCM/SPI interface

N681389

- **Single** Channel FXS
- VBAT : **-100V**
- VBAT source: **1**
- μ -Law, A-Law, 16-bit linear PCM
- Package: QFN-44
- Operation Temperature: -40 ~ 85°C

N682389

- **Dual** Channel FXS
- VBAT : **-120V**
- VBAT source: **3**
- μ -Law, A-Law , 16-bit linear PCM
- Package: QFN-80
- Operation Temperature: -40 ~ 85°C

2022

2023.Q2

Production

Development

N681389 CoSlic

implements a single channel FXS telephone line interface

Complete BORSCHT functions

■ Battery Feed

- Integrated DC/DC controller regulates battery
- Programmable external battery switching

■ Over-Voltage Protection

- DCDC output voltage (VBAT) Over-Voltage Alarm
- DCDC supply current too high
- Monitor the internal power dissipation
- On-chip temperature sensor senses the temperature inside the package

■ Ringing

- Balanced & Unbalanced Ring
- Sinusoidal or trapezoidal waveforms
- Programmable Ringing Frequency, Amplitude, and Cadence

■ Supervision

- Loop Closure Detection
- Ground Key Detection & Ground Fault Detection
- TIP Over Current & Ring Over Current Detect
- Caller ID (type1 & 2) by FSK Generation
- DTMF Generator & DTMF Detection

■ Coding

- A-law & μ -law & 16bit Linear PCM

■ Hybrid

- Two wire AC impedance, and trans-hybrid balance

■ Testing and Diagnostics

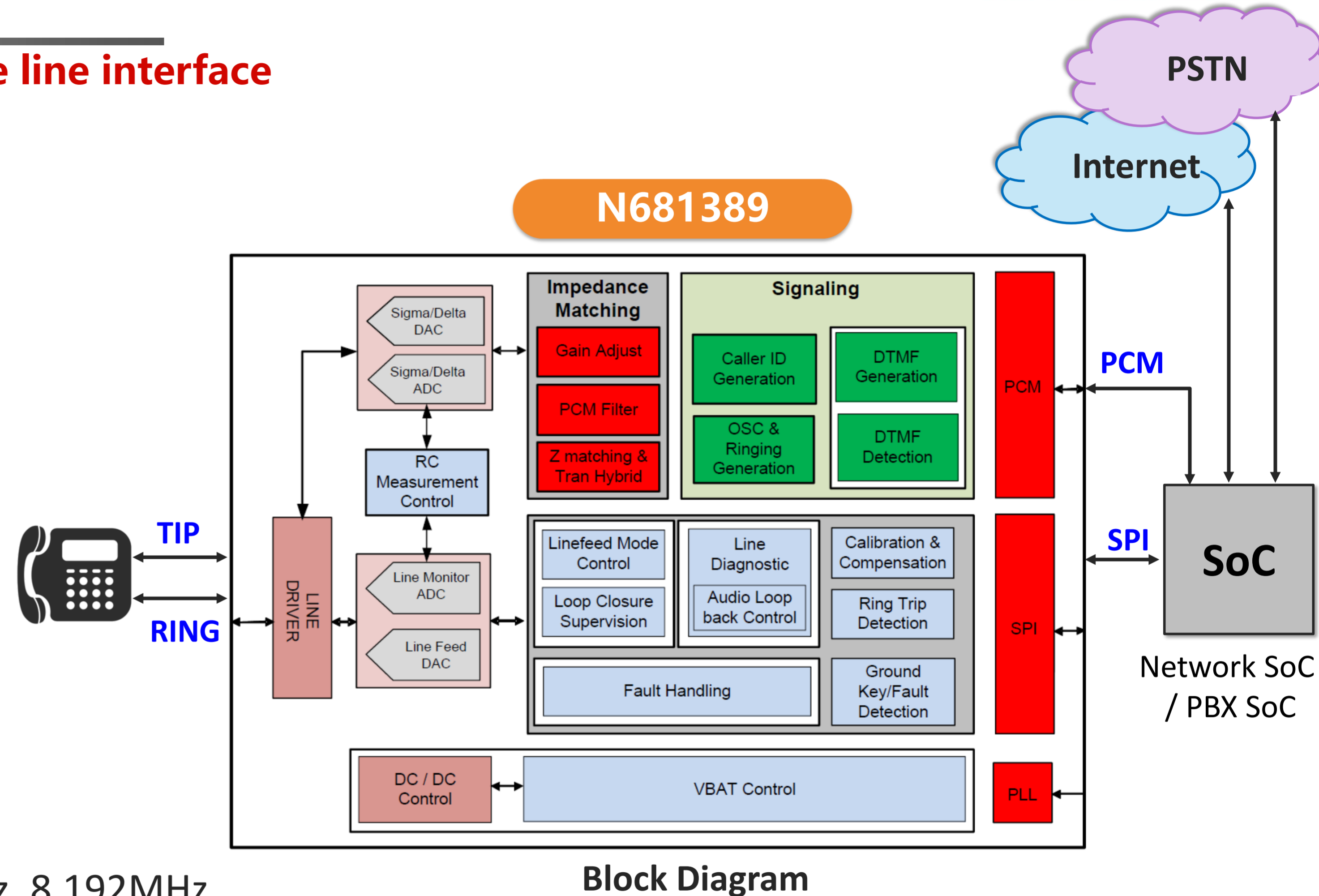
- Loop Back Tests
- RC Measurement (RCM) Mode
- With 352-bytes Diagnostic FIFO, used for GR-909 line test

N681389 CoSlic

implements a single channel FXS telephone line interface

Key Features

- # of FXS channel: 1
- Max V_{Battery} : -104V
- Loop current: 5mA~45mA
- Tone Generator: 3sets
- Wideband and Narrowband codec
- ESD: 2KV
- Control by SPI Bus
- Voice data via PCM Slave mode
- I/O operating voltage: 1.8 & 3.3V
- Operation Temperature: -40 ~ 85°C
- On-chip PLL: 1.024MHz, 2.048MHz, 4.096MHz, 8.192MHz
- Package: QFN-44



N681389 – Key Promotion Point

implements a single channel FXS telephone line interface

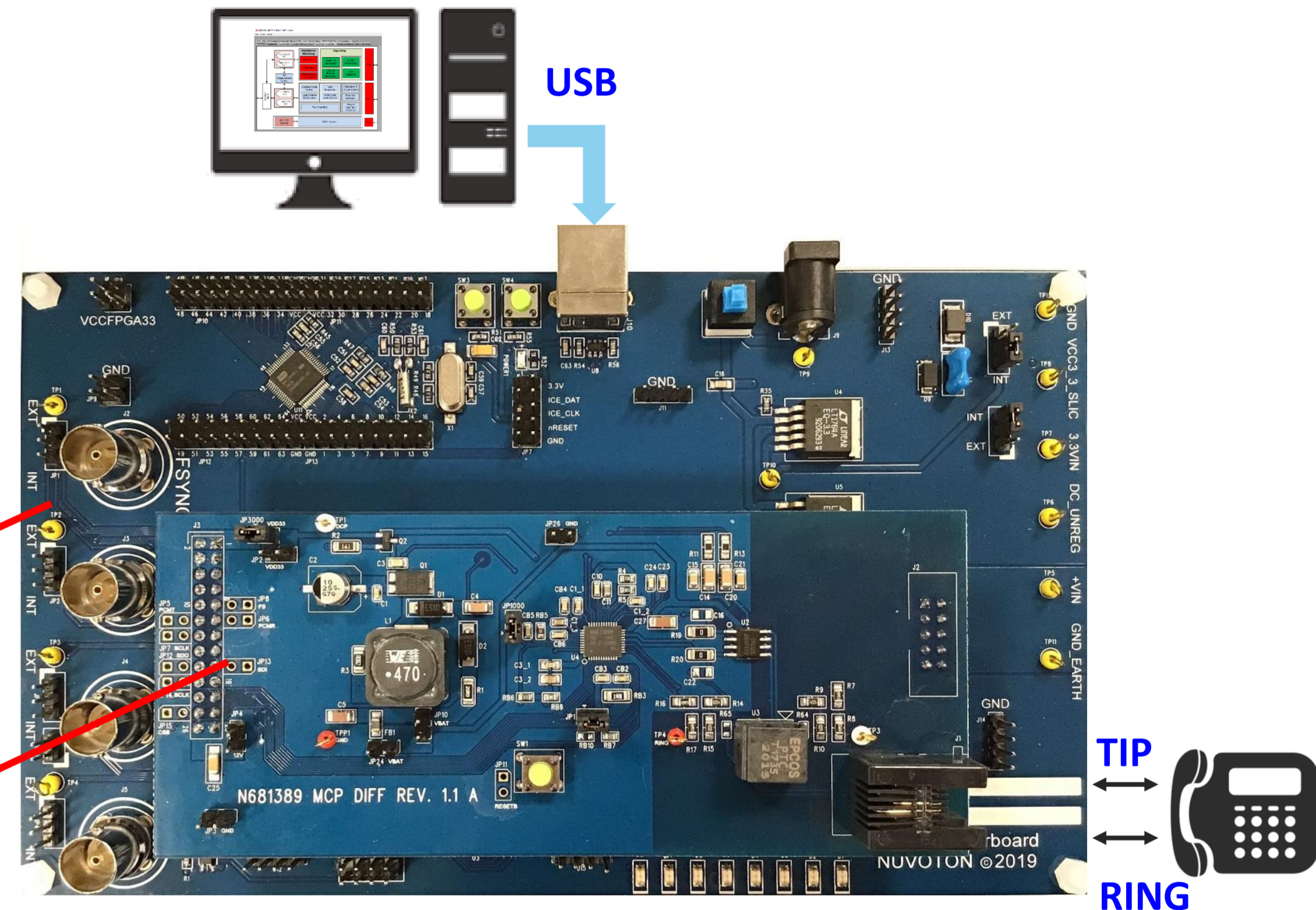
- **Reduce Design Barrier**
 - No PLL
 - An on-chip PWM driver allows control of an inductor based DC/DC converter.
- **Worldwide deployment**
 - Programmable impedance and trans-hybrid balancing allow for worldwide deployment.
- **Enhanced audio quality**
 - Standard Narrowband (FS: 8K) codec
 - Enhanced Wideband (FS: 16K) codec
- **EVB/GUI for fast Evaluation/Development**
 - Easy to use, Full Feature

Country	Requirement Impedance Element (Unit)		
	R1(Ohm)	R2(Ohm)	C(Farad)
US PBX, Korea, Taiwan	600	0	Null
Standard	900	0	Null
CTR21	270	750	150n
China CO	200	680	100n
China PBX	200	560	100n
Germany (Legacy)	220	820	115n
India, New Zealand	370	620	310n
Unknown	0	800	50n

N681389 Hardware Development Tools

Product Launch

- **Sample**
 - Schedule: Available Now!
- **Datasheet**
 - Schedule: Available Now!
- **MotherBoard+N681389-EVB**
 - Purpose: Verify CoSlic with **nuvoTon GUI** by USB
 - Ordering P/N: NE-N681389
 - Available Now!



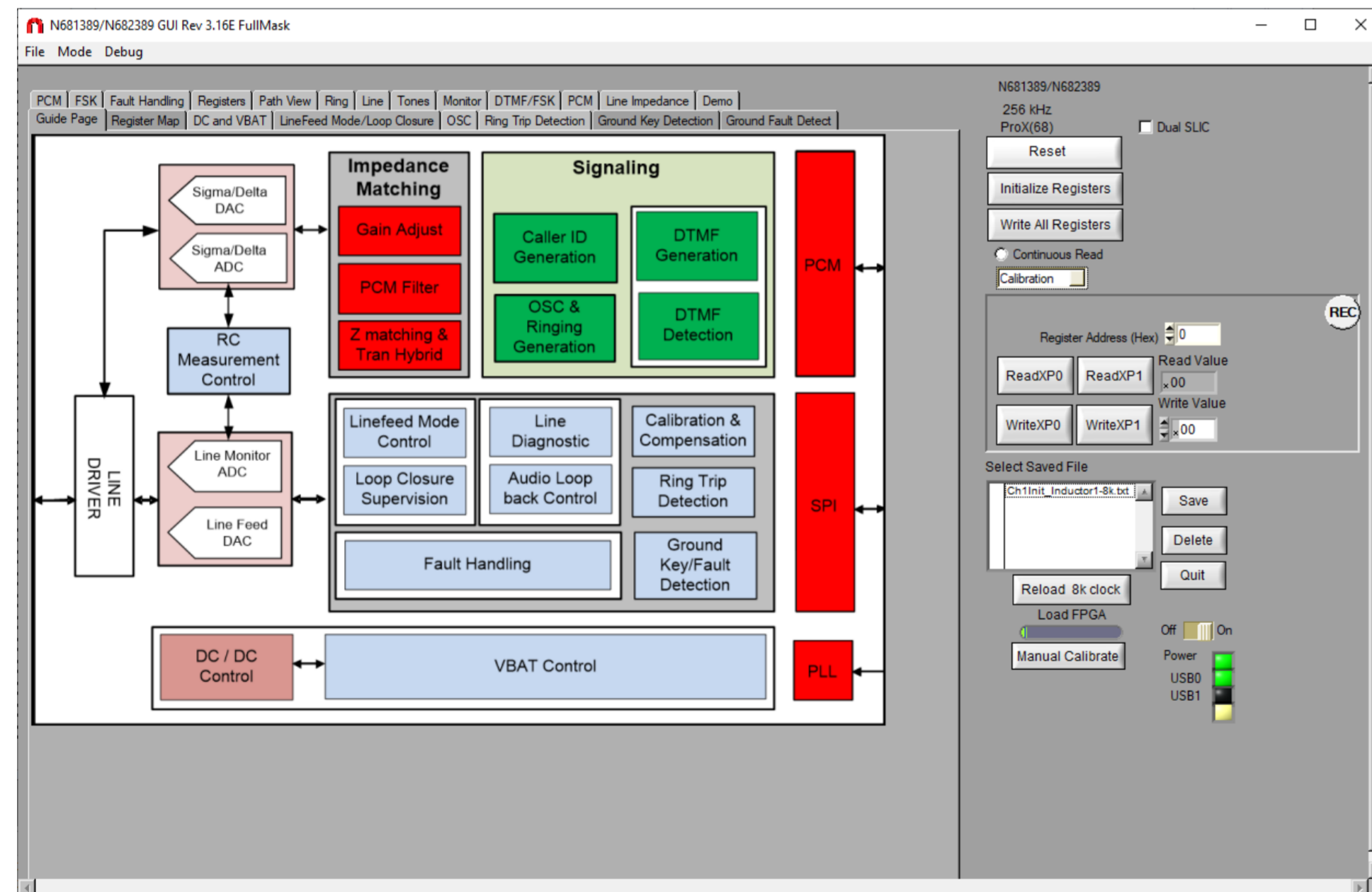
Customer can take N681389-EVB to verify CoSlic with owned SoC Platform by SPI if all understand CoSlic function

N681389 Software Development Tools

Release Development GUI


- **nuvoTon CoSlic GUI**

- 2022/Q4 Ready
- It is capable for **mother board + N681389** EVB combination



MotherBoard

N681389-EVB












N681389 Software Development Tools

Release Development GUI









- **nuvoTon SDK (C Reference Library)**

- **Schedule: Available Now!**

function	description	SDK func
Chip reset	1.Pull down GPIO then up to reset chip. 1.1.Repeat most 20 times or until the register access is valid. 2.Make chip software reset.	coslic_reset
Initail setting	Program the basic setting after the system first boots.	coslic_init
PCM format	To configure the format and data length of PCM. 1.format: a-Law, u-Law, and linear 2.Data length: 8, 16 bits.	coslic_set_pcm_fmt @mode: transmit timeslot start bit of narrowband COSLIC_PCM_ALAW: 8 bits a-Law COSLIC_PCM_ULAW: 8 bits u-Law COSLIC_PCM_LINEAR: 16 bits linear @data_len: receive timeslot start bit of narrowband COSLIC_PCM_DL_8: 8 bit sample
PCM slot	configure TX/RX timeslot start bit	coslic_set_pcm_slot @tx_bit: transmit timeslot start bit of narrowband. @rx_bit: receive timeslot start bit of narrowband. @tx_bit_w: transmit timeslot start bit of wideband. @rx_bit_w: receive timeslot start bit of wideband.
PCM hardware parameters	To configure the sampling rate of PCM to 8 or 16 kHz.	coslic_set_hw_params @band: choose narrowband or wideband

 coslic-utils.c	C File
 coslic-utils.h	H File
 n68x_io.h	H File
 n68x_spi.c	C File
 n68x_spi.h	H File
 n68x389-imz.c	C File
 n681389.c	C File
 n681389.h	H File
 n681389.txt	Text Document

Sample Code

 BRtg_BRrg_driver_sequence.pdf
 C1500_driver_sequence.pdf
 C13500_driver_sequence.pdf
 MRtg_MRrg_driver_sequence.pdf
 Rtr_Ctr_driver_sequence.pdf
 spi-bus.txt
 SRtg_SRrg_driver_sequence.pdf
 SRtr_driver_sequence.pdf

Reference Documents

